

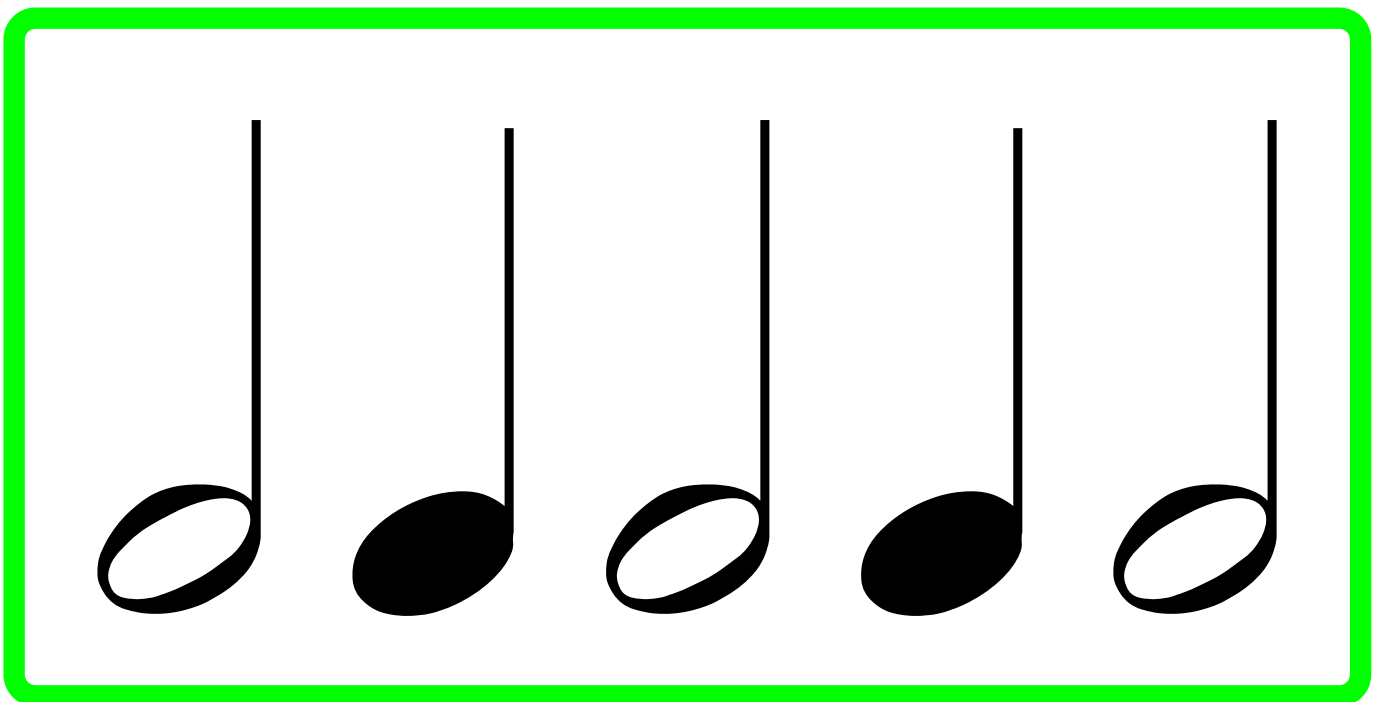


WALKING NOTES  
WALKING NOTES





WALKING NOTES  
WALKING NOTES



## Directions for Walking Notes

Print, cut out along dotted line, glue pages together, laminate.

The “WALKING NOTES” titles are right side up and upside down so these pages can be used either way.

To play the Walking Notes Game:

1. Place desired colored box at the top.
2. Have someone be the tapper and have that person tap VERY evenly.
3. Say 1, 2, ready, play with the taps, then tap with fingers (or something else) along the line of notes left to right.  
Quarter notes get only 1 tap and  
Half notes get 2 taps before moving on.
4. Another option is to also count and tap.  
Count only “1” for quarter notes and  
count “1, 2” for half notes.