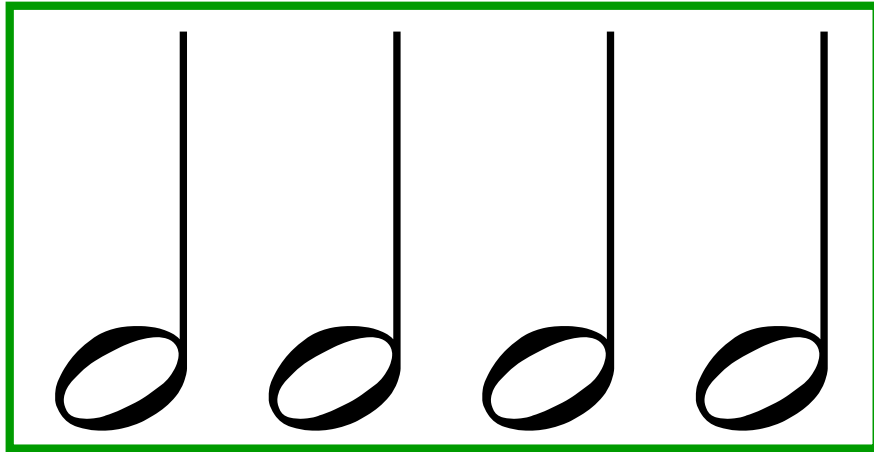
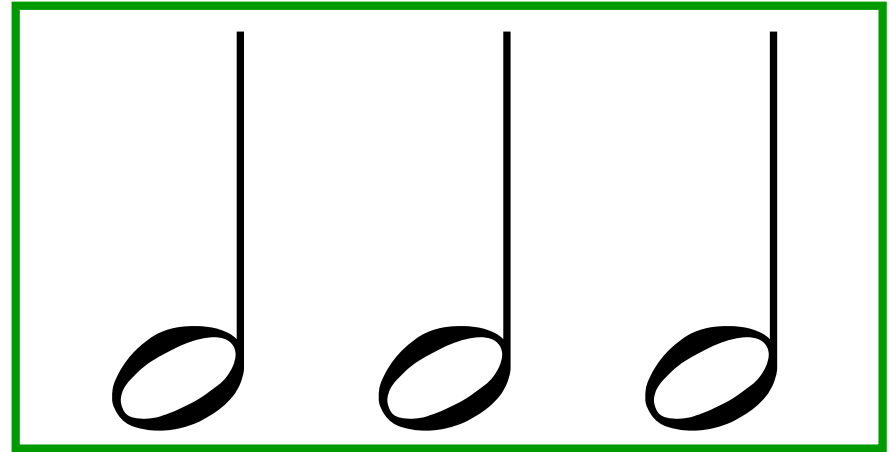


4 beat box




anybodycanplay.com Lev3BeatBoxes.pdf

4 beat box




3 beat box



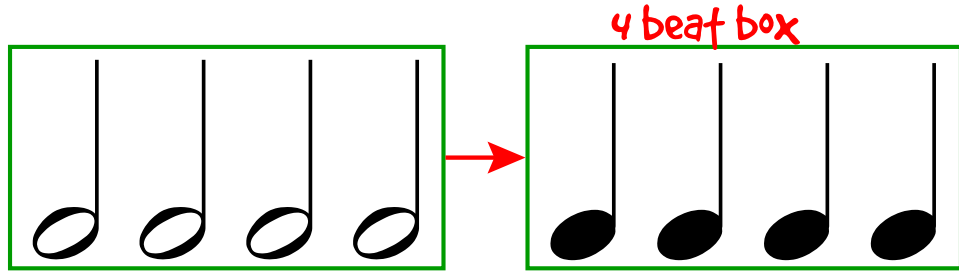
anybodycanplay.com Lev3BeatBoxes.pdf

3 beat box

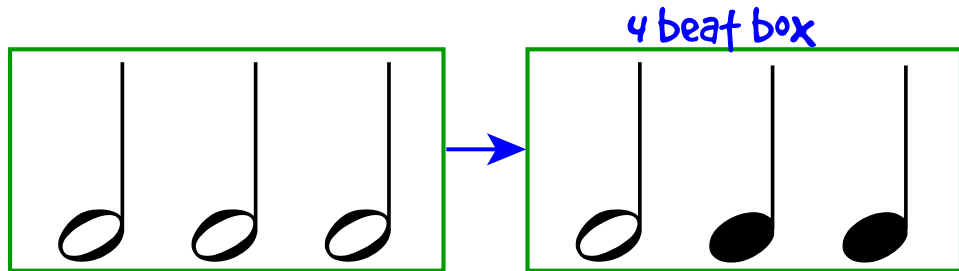


Lev.3

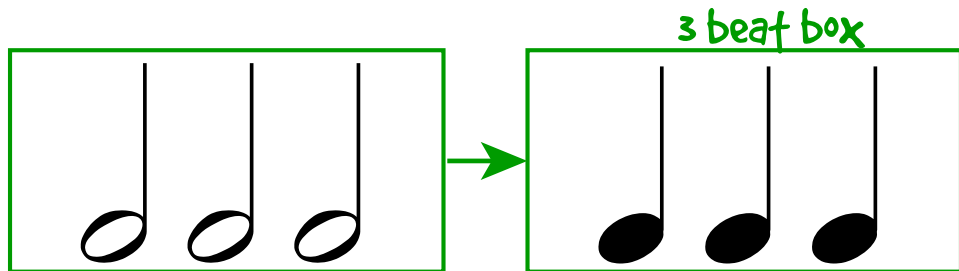
Each of these boxes contains half notes. At this stage in our music education, half notes will always be 2 beats. Quarter notes get 1 beat. To get the proper number of beats indicated some of the half notes will have to be changed into quarter notes.



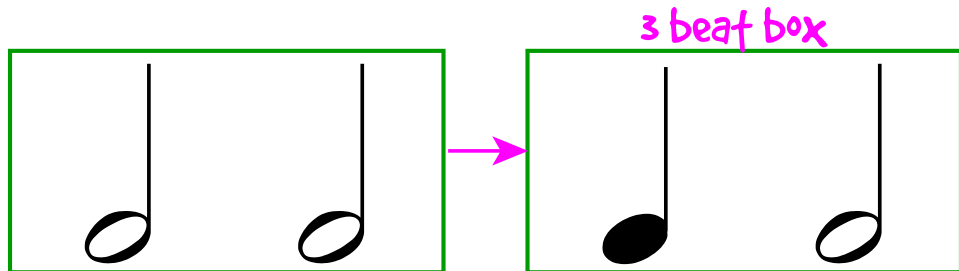
4 half notes need to be turned into 4 quarter notes in order to equal only 4 beats.
Easy change - just fill in the noteheads.



3 half notes need to be turned into 1 half note and 2 quarter notes in order to equal 4 beats.
Just fill in the noteheads of two half notes in order to turn them into quarter notes.



To turn this box of notes into 3 beats the 3 half notes just need to be turned into quarter notes--just fill in the noteheads.



To make 3 beats here, one half note will need to be changed into a quarter note. Again, just fill in one of the noteheads - either will do.